

# R710

Indoor 802.11ac Wave 2 4x4:4 Wi-Fi Access Point



## DATA SHEET



### BENEFITS

#### STUNNING WI-FI PERFORMANCE

Provide a great user experience no matter how challenging the environment with BeamFlex+™ adaptive antenna technology and a library of 4K+ directional antenna patterns.

#### SERVE MORE DEVICES

Connect more devices simultaneously with four MU-MIMO spatial streams and concurrent dual-band 2.4/5GHz radios while enhancing non-Wave 2 device performance.

#### AUTOMATE OPTIMAL THROUGHPUT

ChannelFly™ dynamic channel technology uses machine learning to automatically find the least congested channels. You always get the highest throughput the band can support.

#### MULTIPLE MANAGEMENT OPTIONS

Manage the R710 from the cloud, with on-premises physical/virtual appliances, or without a controller.

#### BETTER MESH NETWORKING

Reduce expensive cabling, and complex mesh configurations by checking a box with SmartMesh™ wireless meshing technology to dynamically create self-forming, self-healing mesh networks.

#### EXPANDED BACKHAUL

Pair two onboard 1GbE ports with link aggregation (LACP) to maximize throughput between the AP and wired switch.

#### MORE THAN WI-FI

Support services beyond Wi-Fi with [Ruckus IoT Suite](#), [Cloudpath](#) security and onboarding software, [SPoT](#) Wi-Fi locationing engine, and [SCI](#) network analytics.

Bandwidth-hungry voice and video applications. Internet of Things (IoT) connections. An explosion of new devices and content. With these kinds of demands, organizations in every industry need more from their Wi-Fi. But with hundreds of devices and nonstop wireless noise and interference, busy indoor spaces can make challenging wireless environments.

The Ruckus R710 is a premier indoor access point, delivering industry-leading performance and reliability in the most demanding high-density locations. With data rates up to 800Mbps (2.4GHz) and 1.733Gbps (5GHz), the R710 delivers the highest available throughput for Wi-Fi clients.

The R710 delivers reliable, high-performance connectivity in schools, universities, public venues, hotels, conference centers, and other busy indoor spaces. The perfect choice for data-intensive streaming multimedia applications, it delivers picture-perfect HD-quality IP video, while supporting voice and data applications with stringent quality-of-service requirements.

The R710 802.11ac Wave 2 Wi-Fi AP incorporates patented technologies found only in the Ruckus Wi-Fi portfolio.

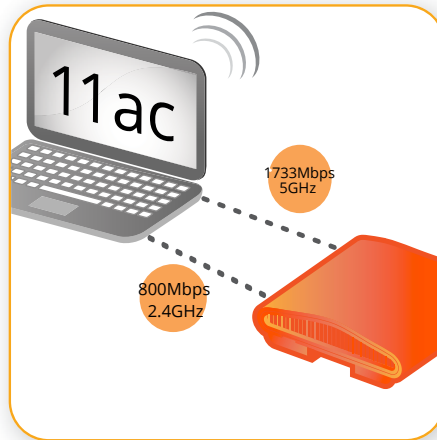
- Extended coverage with patented BeamFlex+ utilizing multi-directional antenna patterns.
- Improve throughput with ChannelFly, which dynamically finds less congested Wi-Fi channels to use.

With MultiUser MIMO (MU-MIMO) connectivity, the R710 can simultaneously transmit to multiple client devices, drastically improving RF efficiency, overall throughput, and availability—even for non-Wave 2 clients. The R710 also features a USB port for hosting IoT devices such as Bluetooth Low Energy (BLE) beacons, and dual Gigabit Ethernet ports that support Link Aggregation for higher-capacity backhaul to the switch. The R710 supports up to 512 clients per AP and features capacity-based admission control to prevent APs from getting congested with too many attached devices.

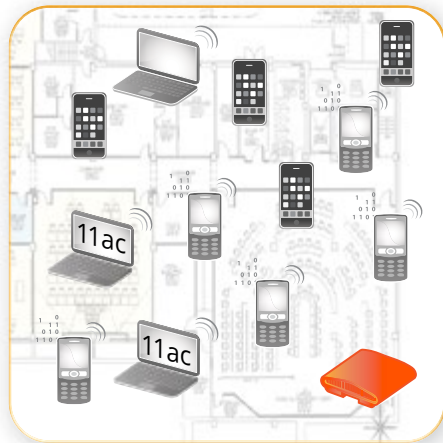
Whether you're deploying ten or ten thousand APs, the R710 is also easy to manage through Ruckus' appliance, virtual and cloud management options.

#### BeamFlex+ Adaptive Antenna Technology

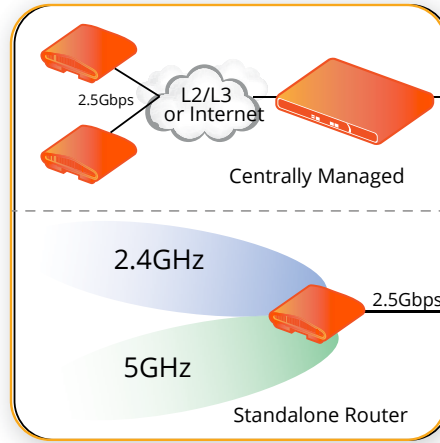




Blinding fast Wave 2 4x4:4 802.11ac with MU-MIMO



Deployment Scenarios





Architectural Flexibility



weight is 1.1 kg. (2.3 lbs.)



Front View



BeamFlex+ Adaptive Antenna Technology

### ACCESS POINT ANTENNA PATTERN

Ruckus' BeamFlex+ adaptive antennas allow the R710 AP to dynamically choose among a host of antenna patterns (over 4,000 possible combinations) in real-time to establish the best possible connection with every device. This leads to:

- Better Wi-Fi coverage
- Reduced RF interference

Traditional omni-directional antennas, found in generic access points, oversaturate the environment by needlessly radiating RF signals in all directions. In contrast, the Ruckus BeamFlex+ adaptive antenna directs the radio signals per-device on a packet by-packet basis to optimize Wi-Fi coverage and capacity in real-time to support high device density environments. BeamFlex+ operates without the need for device feedback and hence can benefit even devices using legacy standards.

Figure 1. Example of BeamFlex+ pattern

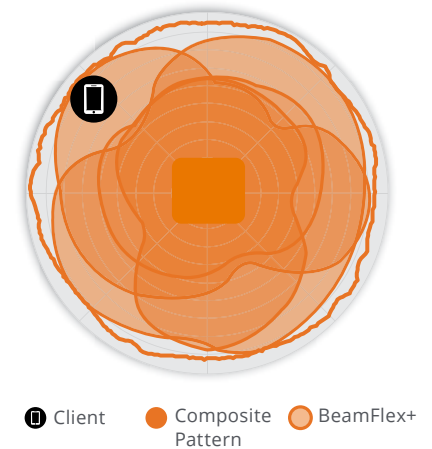


Figure 2. R710 2.4GHz Azimuth Antenna Patterns



Figure 3. R710 5GHz Azimuth Antenna Patterns



Figure 4. R710 2.4GHz Elevation Antenna Patterns



Figure 5. R710 5GHz Elevation Antenna Patterns



Note: The outer trace represents the composite RF footprint of all possible BeamFlex+ antenna patterns, while the inner trace represents one BeamFlex+ antenna pattern within the composite outer trace.

| WI-FI                |  |
|----------------------|--|
| Wi-Fi Standards      | <ul style="list-style-type: none"> <li>IEEE 802.11a/b/g/n/ac Wave 2</li> </ul>   |
| Supported Rates      | <ul style="list-style-type: none"> <li>802.11ac: 6.5 to 1,733Mbps (MCS0 to MCS9, NSS = 1 to 4 for VHT20/40/80)</li> <li>802.11n: 6.5 Mbps to 600Mbps (MCS0 to MCS31)</li> <li>802.11a/g: 54, 48, 36, 24, 18, 12, 9, 6Mbps</li> <li>802.11b: 11, 5.5, 2 and 1 Mbps</li> </ul> |
| Supported Channels   | <ul style="list-style-type: none"> <li>2.4GHz: 1-13</li> <li>5GHz: 36-64, 100-144, 149-165</li> </ul>  |
| MIMO                 | <ul style="list-style-type: none"> <li>4x4 SU-MIMO</li> <li>4x4 MU-MIMO</li> </ul>   |
| Spatial Streams      | <ul style="list-style-type: none"> <li>4 streams for SU-MIMO</li> <li>3 streams for MU-MIMO</li> </ul>   |
| Channelization       | <ul style="list-style-type: none"> <li>20, 40, 80MHz</li> </ul>  |
| Security             | <ul style="list-style-type: none"> <li>WPA-PSK, WPA-TKIP, WPA2 AES, 802.11i, Dynamic PSK</li> <li>WIPS/WIDS</li> </ul>   |
| Other Wi-Fi Features | <ul style="list-style-type: none"> <li>WMM, Power Save, Tx Beamforming, LDPC, STBC, 802.11r/k/v</li> <li>Hotspot</li> <li>Hotspot 2.0</li> <li>Captive Portal</li> <li>WISPr</li> </ul>  |

| RF   |   |     |              |         |              |          |              |          |               |         |               |
|--|---|-----|--------------|---------|--------------|----------|--------------|----------|---------------|---------|---------------|
| Antenna Type                                       | <ul style="list-style-type: none"> <li>BeamFlex+ adaptive antennas with polarization diversity</li> <li>Adaptive antenna that provides 4000+ unique antenna patterns</li> </ul>   |     |              |         |              |          |              |          |               |         |               |
| Antenna Gain (max)                                 | <ul style="list-style-type: none"> <li>up to 3dbi</li> </ul>  |     |              |         |              |          |              |          |               |         |               |
| Peak Transmit Power (aggregate across MIMO chains) | <ul style="list-style-type: none"> <li>2.4GHz: 28dBm</li> <li>5GHz: 28dBm</li> </ul>  |     |              |         |              |          |              |          |               |         |               |
| Minimum Receive Sensitivity <sup>1</sup>           | <ul style="list-style-type: none"> <li>-104dBm</li> </ul>   |     |              |         |              |          |              |          |               |         |               |
| Frequency Bands                                    | <table border="0"> <tr> <td>ISM</td> <td>2.4-2.484GHz</td> </tr> <tr> <td>U-NII-1</td> <td>5.15-5.25GHz</td> </tr> <tr> <td>U-NII-2A</td> <td>5.25-5.35GHz</td> </tr> <tr> <td>U-NII-2C</td> <td>5.47-5.725GHz</td> </tr> <tr> <td>U-NII-3</td> <td>5.725-5.85GHz</td> </tr> </table> | ISM | 2.4-2.484GHz | U-NII-1 | 5.15-5.25GHz | U-NII-2A | 5.25-5.35GHz | U-NII-2C | 5.47-5.725GHz | U-NII-3 | 5.725-5.85GHz |
| ISM  | 2.4-2.484GHz  |     |              |         |              |          |              |          |               |         |               |
| U-NII-1  | 5.15-5.25GHz  |     |              |         |              |          |              |          |               |         |               |
| U-NII-2A   | 5.25-5.35GHz  |     |              |         |              |          |              |          |               |         |               |
| U-NII-2C   | 5.47-5.725GHz   |     |              |         |              |          |              |          |               |         |               |
| U-NII-3  | 5.725-5.85GHz   |     |              |         |              |          |              |          |               |         |               |

| 2.4GHZ RECEIVE SENSITIVITY |      |      |      |
|----------------------------|------|------|------|
| HT20                       |      | HT40 |      |
| MCS0                       | MCS7 | MCS0 | MCS7 |
| -97                        | -79  | -94  | -77  |

| 5GHZ RECEIVE SENSITIVITY |      |       |      |       |      |
|--------------------------|------|-------|------|-------|------|
| VHT20                    |      | VHT40 |      | VHT80 |      |
| MCS0                     | MCS7 | MCS0  | MCS7 | MCS0  | MCS7 |
| -98                      | -80  | -94   | -77  | -91   | -74  |

| 2.4GHZ TX POWER TARGET |            |
|------------------------|------------|
| Rate                   | Pout (dBm) |
| MCS0 HT20              | 22         |
| MCS7 HT20              | 19         |

| 5GHZ TX POWER TARGET |            |
|----------------------|------------|
| Rate                 | Pout (dBm) |
| VHT20                | 22         |
| MCS0, VHT40          | 22         |
| MCS7, VHT40, VHT80   | 19         |
| MCS9, VHT40, VHT80   | 16         |

| PERFORMANCE AND CAPACITY |   |
|--------------------------|---|
| Peak PHY Rates           | <ul style="list-style-type: none"> <li>2.4GHz: 600Mbps</li> <li>5GHz: 1733Mbps</li> </ul> |
| Client Capacity          | <ul style="list-style-type: none"> <li>Up to 512 clients per AP</li> </ul>                |
| SSID                     | <ul style="list-style-type: none"> <li>Up to 32 per AP</li> </ul>                         |

| RUCKUS RADIO MANAGEMENT      |  |
|------------------------------|--|
| Antenna Optimization         | <ul style="list-style-type: none"> <li>BeamFlex+</li> <li>Polarization Diversity with Maximal Ratio Combining (PD-MRC)</li> </ul>                                    |
| Wi-Fi Channel Management     | <ul style="list-style-type: none"> <li>ChannelFly</li> </ul>   |
| Client Density Management    | <ul style="list-style-type: none"> <li>Band Balancing</li> <li>Client Load Balancing</li> <li>Airtime Fairness</li> <li>Airtime-based WLAN Prioritization</li> </ul> |
| SmartCast Quality of Service | <ul style="list-style-type: none"> <li>QoS-based scheduling</li> <li>Directed Multicast</li> <li>L2/L3/L4 ACLs</li> </ul>  |
| Mobility                     | <ul style="list-style-type: none"> <li>SmartRoam</li> </ul>  |
| Diagnostic Tools             | <ul style="list-style-type: none"> <li>Spectrum Analysis</li> <li>SpeedFlex</li> </ul>   |

| NETWORKING                  |  |
|-----------------------------|--|
| Controller Platform Support | <ul style="list-style-type: none"> <li>SmartZone</li> <li>ZoneDirector</li> <li>Unleashed<sup>2</sup></li> <li>Standalone</li> </ul>               |
| Mesh                        | <ul style="list-style-type: none"> <li>SmartMesh™ wireless meshing technology. Self-healing Mesh</li> </ul>  |
| IP                          | <ul style="list-style-type: none"> <li>IPv4, IPv6, dual-stack</li> </ul>   |
| VLAN                        | <ul style="list-style-type: none"> <li>802.1Q (1 per BSSID or dynamic per user based on RADIUS)</li> <li>Port-based</li> </ul>                     |
| 802.1x                      | <ul style="list-style-type: none"> <li>Authenticator &amp; Supplicant</li> </ul>   |
| Tunnel                      | <ul style="list-style-type: none"> <li>L2TP</li> </ul>   |
| Policy Management Tools     | <ul style="list-style-type: none"> <li>Application Recognition and Control</li> <li>Access Control Lists</li> <li>Device Fingerprinting</li> </ul> |

<sup>1</sup> Rx sensitivity varies by band, channel width and MCS rate.

<sup>2</sup> Refer to Unleashed datasheets for SKU ordering information.

| PHYSICAL INTERFACES |   |
|---------------------|---|
| Ethernet            | <ul style="list-style-type: none"> <li>Two 1Gbps Ethernet ports</li> <li>Power over Ethernet (802.3af/at/bt) with Category 5/5e/6 cable</li> <li>Link Aggregation (LACP)</li> </ul> |
| USB                 | <ul style="list-style-type: none"> <li>1 USB 2.0 port, Type A</li> </ul>  |

| PHYSICAL CHARACTERISTICS |   |
|--------------------------|---|
| Physical Size            | <ul style="list-style-type: none"> <li>22 cm (L), 22 cm (W), 6 cm (H)</li> <li>8.7in (L) x 8.7in (W) x 2.4in (H)</li> </ul>   |
| Weight                   | <ul style="list-style-type: none"> <li>1.12 kg (2.5 lb)</li> </ul>  |
| Mounting                 | <ul style="list-style-type: none"> <li>Wall, Drop ceiling, Desk</li> <li>Secure bracket (sold separately)</li> </ul>          |
| Physical Security        | <ul style="list-style-type: none"> <li>Hidden latching mechanism</li> <li>Kensington Lock Hole</li> <li>T-bar Torx</li> </ul> |
| Operating Temperature    | <ul style="list-style-type: none"> <li>-4°C (-14°F) to 60°C (140°F)</li> </ul>  |
| Operating Humidity       | <ul style="list-style-type: none"> <li>Up to 95% non-condensing</li> </ul>  |

| POWER <sup>3</sup>          |   |   |
|-----------------------------|---|---|
| Power Supply                | Operating Characteristics   | Max Power Consumption   |
| 802.3af                     | <ul style="list-style-type: none"> <li>2.4GHz: 2x4, 19dBm per chain</li> <li>5GHz: 4x4, 20dBm per chain</li> <li>Functional Limitation: 2nd Ethernet disabled USB disabled</li> </ul> | <ul style="list-style-type: none"> <li>Peak: 25W, including USB loading and 100m cable</li> </ul> |
| 802.3at, PoE+/injector, VDC | <ul style="list-style-type: none"> <li>2.4GHz: 4x4, 22dBm per chain</li> <li>5GHz: 4x4, 20dBm per chain</li> <li>Functional Limitation: None</li> </ul>                               |   |

| CERTIFICATIONS AND COMPLIANCE     |  |
|-----------------------------------|--|
| Wi-Fi Alliance <sup>4</sup>       | <ul style="list-style-type: none"> <li>Wi-Fi CERTIFIED™ a, b, g, n, ac</li> <li>Passpoint®, Vantage</li> </ul>   |
| Standards Compliance <sup>5</sup> | <ul style="list-style-type: none"> <li>EN 60950-1 Safety</li> <li>EN 60601-1-2 Medical</li> <li>EN 61000-4-2/3/5 Immunity</li> <li>EN 50121-1 Railway EMC</li> <li>EN 50121-4 Railway Immunity</li> <li>IEC 61373 Railway Shock &amp; Vibration</li> <li>UL 2043 Plenum</li> <li>EN 62311 Human Safety/RF Exposure</li> <li>WEEE &amp; RoHS</li> <li>ISTA 2A Transportation</li> </ul> |

<sup>3</sup> Max power varies by country setting, band, and MCS rate.

<sup>4</sup> For complete list of WFA certifications, please see Wi-Fi Alliance website.

<sup>5</sup> For current certification status, please see price list.

| SOFTWARE AND SERVICES   |   |
|-------------------------|---|
| Location Based Services | <ul style="list-style-type: none"> <li>SPoT</li> </ul>                    |
| Network Analytics       | <ul style="list-style-type: none"> <li>SmartCell Insight (SCI)</li> </ul> |
| Security and Policy     | <ul style="list-style-type: none"> <li>Cloudpath</li> </ul>               |

| ORDERING INFORMATION |   |
|----------------------|---|
| 901-R710-XX00        | R710 dual-band (5 GHz and 2.4 GHz concurrent) Wave 2 802.11ac wireless access point, 4x4:4 streams, adaptive antennas, dual ports, PoE support. Includes adjustable acoustic drop ceiling bracket. Does not include power adapter |

See Ruckus price list for country-specific ordering information.

Warranty: Sold with a limited lifetime warranty.

For details see: <http://support.ruckuswireless.com/warranty>.

| OPTIONAL ACCESSORIES |   |
|----------------------|---|
| 902-0162-XX00        | <ul style="list-style-type: none"> <li>PoE injector (90 – 264 VAC 47 - 63 Hz)</li> </ul>  |
| 902-1169-XX00        | <ul style="list-style-type: none"> <li>AC Power supply (264 VAC 47 - 63 Hz)</li> </ul>  |
| 902-0120-0000        | <ul style="list-style-type: none"> <li>Spare, Accessory Mounting Bracket</li> </ul>   |
| 902-0123-0000        | <ul style="list-style-type: none"> <li>Flush-frame acoustic ceiling bracket for R710. Flush-frame only – not applicable for standard (recessed-frame) acoustic ceiling</li> </ul> |

PLEASE NOTE: When ordering Indoor APs, you must specify the destination region by indicating -US, -WW, or -Z2 instead of XX. When ordering PoE injectors or power supplies, you must specify the destination region by indicating -US, -EU, -AU, -BR, -CN, -IN, -JP, -KR, -SA, -UK, or -UN instead of -XX.

For access points, -Z2 applies to the following countries: Algeria, Egypt, Israel, Morocco, Tunisia, and Vietnam.

Copyright © 2018 Ruckus Networks, an ARRIS company. All rights reserved. No part of this content may be reproduced in any form or by any means or used to make any derivative work (such as translation, transformation, or adaptation) without written permission from Ruckus Networks ("Ruckus"). Ruckus reserves the right to revise or change this content from time to time without obligation on the part of Ruckus to provide notification of such revision or change.

The Ruckus, Ruckus Wireless, Ruckus logo, Big Dog design, BeamFlex, ChannelFly, Edgelron, FastIron, HyperEdge, ICX, IronPoint, OPENG, and Xclaim and trademarks are registered in the U.S. and other countries. Ruckus Networks, Dynamic PSK, MediaFlex, Simply Better Wireless, SmartCast, SmartCell, SmartMesh, SpeedFlex, Unleashed, and ZoneDirector are Ruckus trademarks worldwide. Other names and brands mentioned in these materials may be claimed as the property of others.

Ruckus provides this content without warranty of any kind, implied or expressed, including, but not limited to, the implied warranties of merchantability and fitness for a particular purpose. Ruckus may make improvements or changes in the products or services described in this content at any time. The capabilities, system requirements and/or compatibility with third-party products described herein are subject to change without notice.



350 West Java Dr., Sunnyvale, CA 94089 USA

[www.ruckusnetworks.com](http://www.ruckusnetworks.com)